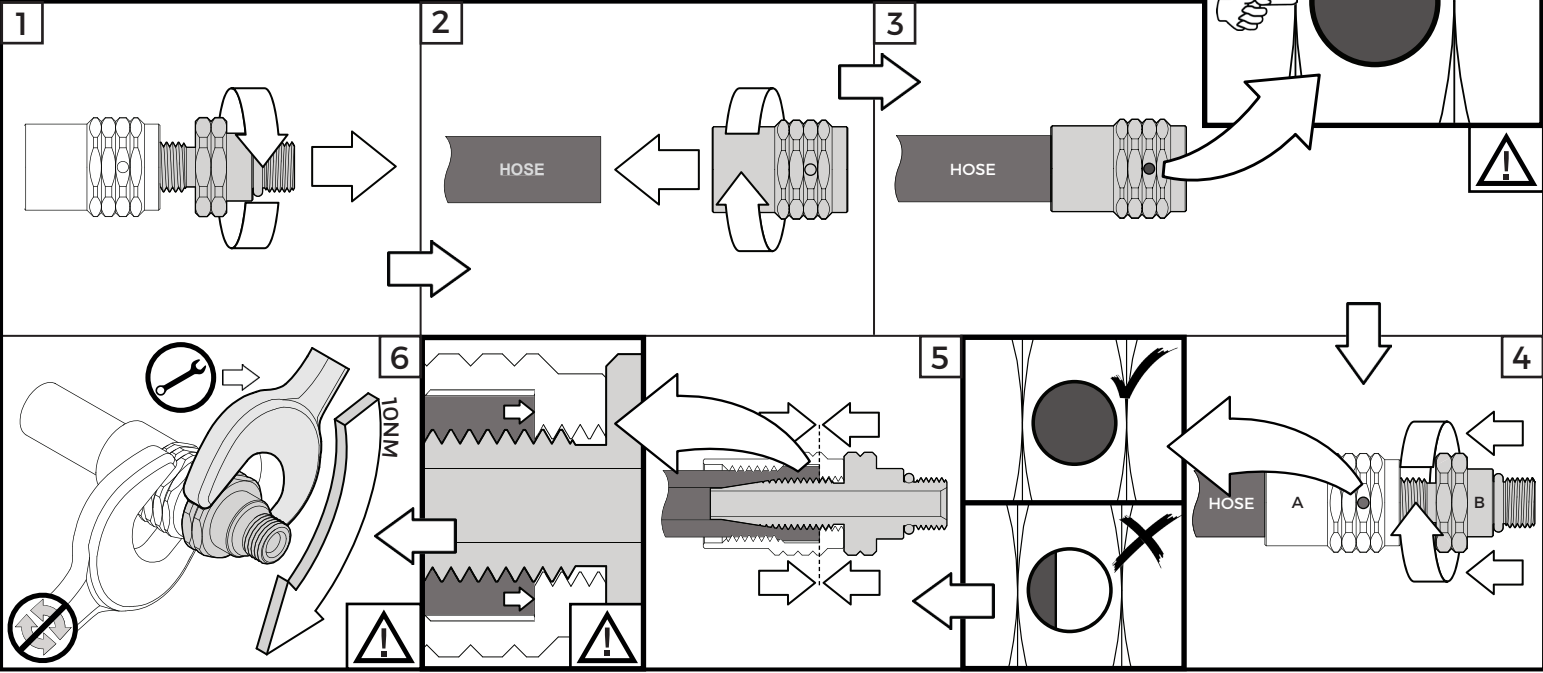
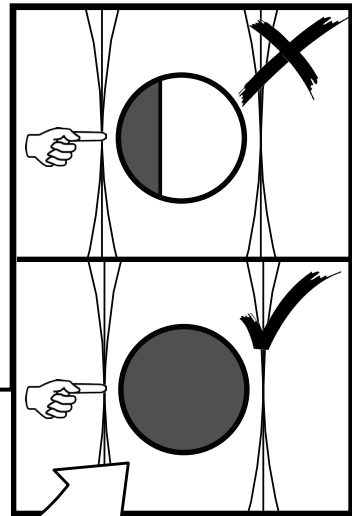
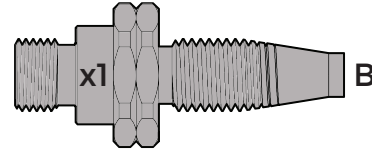
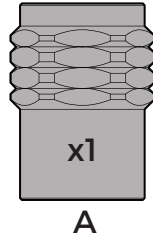





CONTENTS:





THE APEKS UNIVERSAL 3/8" UNF HOSE FITTING

The Apeks universal hose fitting is a user attachable hose fitting. It requires no crimping or special machinery, only 2 x 11/16" wrenches. The universal hose fitting allows users to customize their hose length to suit their needs. The universal hose fitting can be used whilst in the field to repair damaged hoses. This document must be be used in conjunction with AP0644.

FITTING INSTRUCTIONS

- Cut hose to the required length (ensuring end is square and clean)
- Screw part A of the connector by hand onto the hose in an clockwise direction until the hose hits the bottom face of part A. This can be checked by looking at the inspection hole as shown on the reverse page.




• **WARNING: ENSURE HOSE TOUCHES THE BOTTOM FACE**

- Screw part A of the connector into part B and the hose in a clockwise direction, place two open ended 11/16" wrenches on the fitting and tighten to 10Nm ensuring the faces meet.



• **WARNING: Always ensure slow opening of gas in a safe and controlled manner.**

- Once assembly is complete pressurise the hose and submerge in water to check for any leaks.



WARNING: Hose fittings can only be used with 1/4" internal diameter with 1/2" external diameter rubber type hose. The universal hose fitting cannot be used with the flexi Nylon type hose. Always ensure that hose is depressurised before cutting.

▲ **SAFETY NOTICE** ▲

Diving is a potentially hazardous sport. Before using any diving equipment you should be properly instructed and trained in the use of the equipment by a recognised club or organisation.

APEKS MARINE EQUIPMENT LTD.
Neptune Way, Blackburn, Lancashire, England, BB1 2BT.
Tel: +44 (0)1254 692200 – Fax: (0)1254 692211
Email: info@equating.uk - http://www.apeksdiving.com